

RANGERS OUT

Gres porcellanato

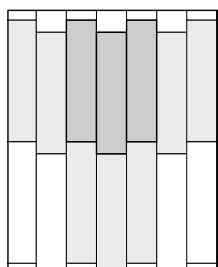
Porcelain stoneware



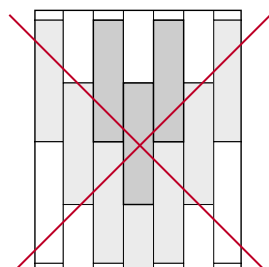
RETTIFICATO RECTIFIED
15x60 6"x24"

Schemi di posa

Laying patterns



Si consiglia di posare il materiale sfalsato di 1/10. We recommend laying the material in a 1/10 staggered arrangement.



Non è consigliabile posare il materiale sfalsato di 1/2. We do not recommend laying the material in a 1/2 staggered pattern.


NOTE NOTES

Per la Collezione Rangers sono disponibili i formati da interno vedi pag. 134.
For the Rangers Collection is available the indoor sizes see the pag. 134.

I colori e le caratteristiche estetiche dei materiali illustrati nel presente catalogo sono da ritenersi puramente indicativi. Colours and optical features of the materials illustrated in this catalogue are to be regarded as mere indications.



Conforme According to
UNI EN 14411 - G Bla





RANGERS AMERICANO AVANA OUT

RANGERS AMERICANO AVANA



RANG044/16 ■
Rangers Americano Avana OUT
15x60 cm Rett.
6"x24" Rect.
15 📦



RANGERS INGLESE GRIGIO



RANG045/16 ■
Rangers Inglese Grigio OUT
15x60 cm Rett.
6"x24" Rect.
15 📦

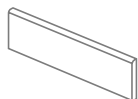


RANGERS



RANGERS INGLESE GRIGIO OUT

pezzi speciali special pieces



Battiscopa 7,2x60 RTT

20 

RANG110/6 ■ Rangers Americano Avana

RANG112/6 ■ Rangers Inglese Grigio

NOTE NOTES

Per una posa ottimale si raccomanda l'utilizzo di distanziatori autolivellanti.

For an optimum installation we recommend the use of self-leveling spacers.

PESI E MISURE WEIGHT AND SIZES / POIDS ET MESURES / GEWICHTE UND VERPACKUNGEN

dimensioni sizes dimensions abmessungen	spessore thickness épaisseur stärke	pz/collo pcs/box pc/boite stk/ktn	mq/collo sqm/box m/boite qm/ktn	kg/collo kg/box kg/boite kg/ktn	colli/europal box/europal boites/europal ktn/europal	mq/europal sqm/europal m/europal qm/europal	kg/europal kg/europal kg/europal kg/europal
15x60 RTT	8,5 mm	15	1,35	23,50	40	54,00	920
Battiscopa 7,2x60	9,5 mm	20	12 ml/collo	16,45			